

REV	REVISION	DRAWN BY	APPROVAL	DATE
02	DELETED PART #40098 & ADDED 40275	AJC	AJC	05/27/14

ITEM	PART NUMBER	REV	DESCRIPTION	DESCRIPTION 2	Qty
1	10063		KIT,HEATER,EXT FUEL PUMP		1
2	30129		NUT,FLANGE,3/8-16	ZPS, GRADE 8	4
3	40275	01	BRACKET,HEATER ASSY,W/ CUTOUT	INSIDE FRAME RAIL MOUNT,G2V2	1
4	40199	03	BRACKET,HEATER EXHAUST SUPPRT	HEATER EXHAUST SUPPORT	1
5	60006		LABEL, WARNING HOT SURFACE	HOT SURFACE DO NOT TOUCH	1

D

D

C

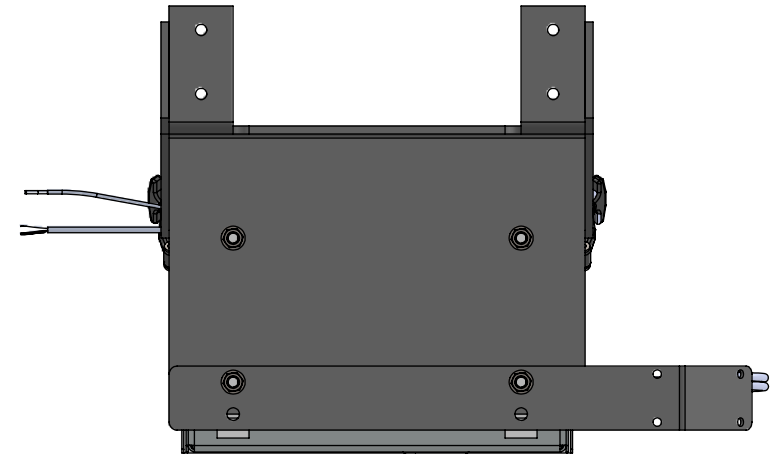
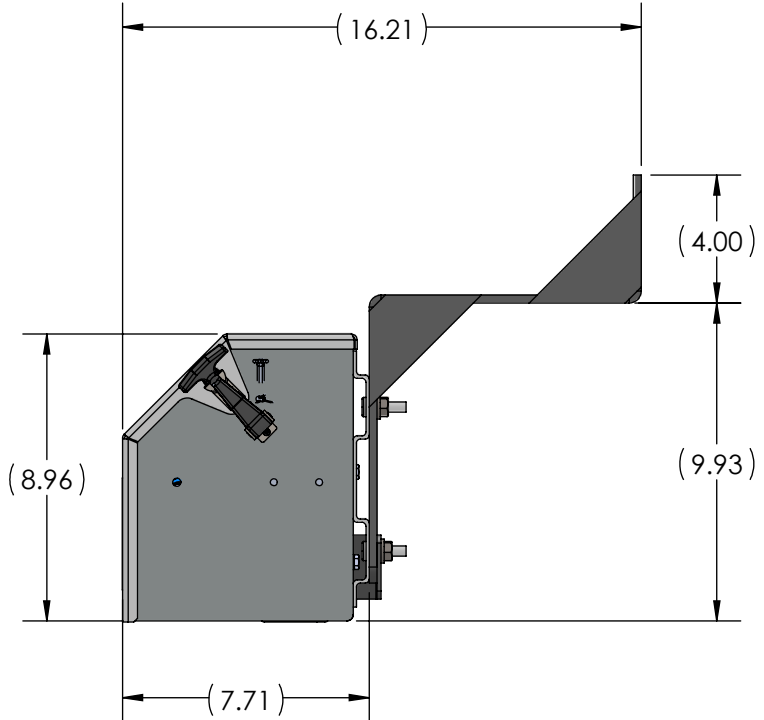
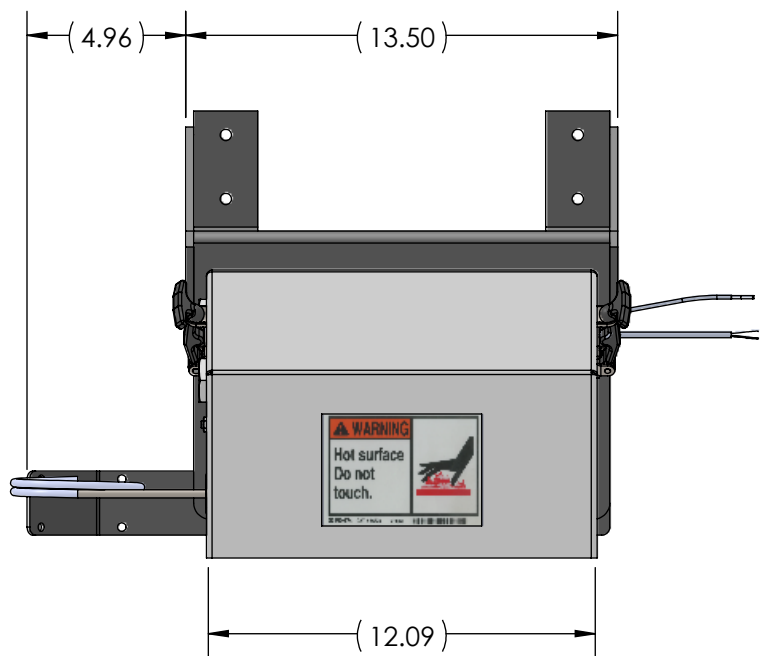
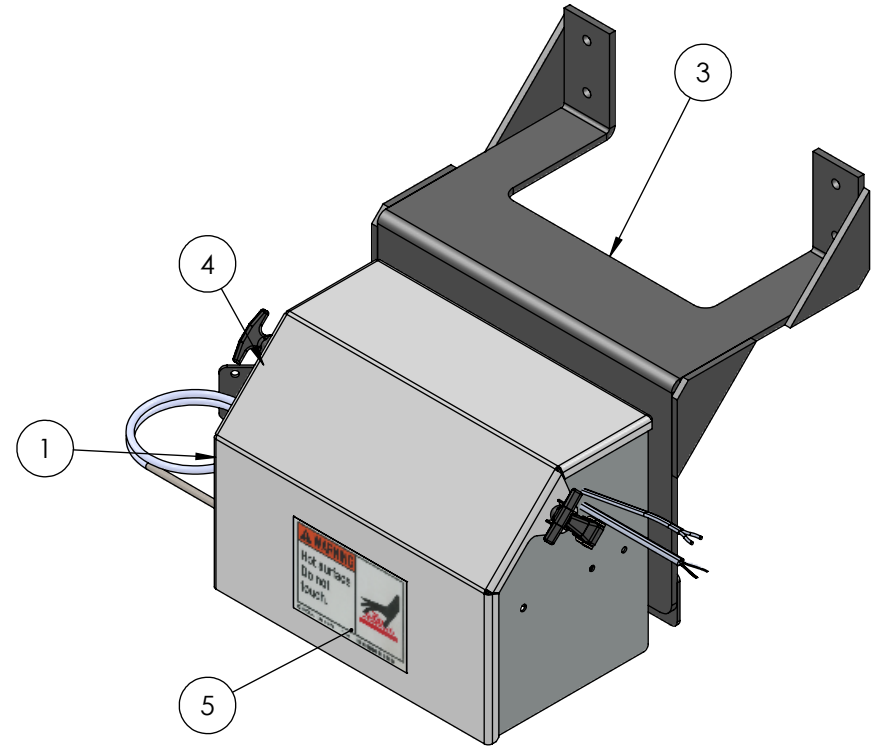
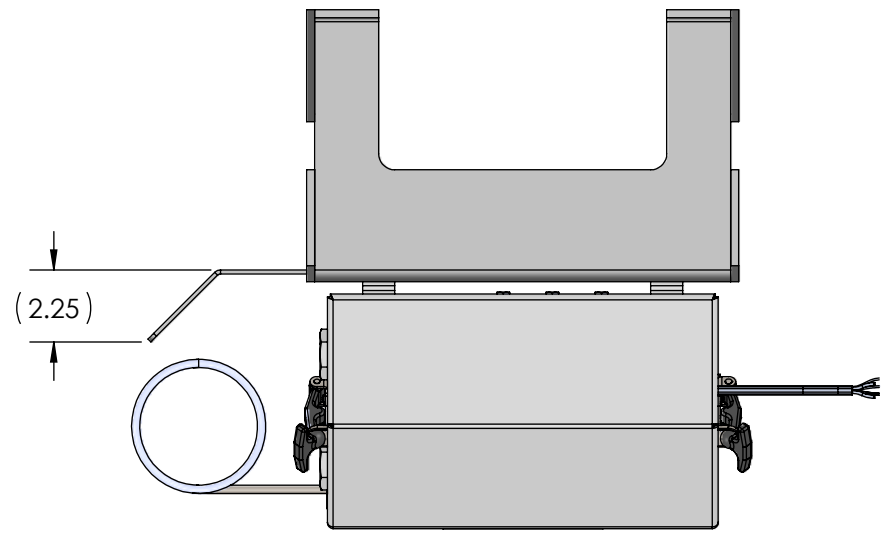
C

B

B

A

A



PROPRIETARY AND CONFIDENTIAL  
 THE INFORMATION CONTAINED IN THIS DRAWING IS THE SOLE PROPERTY OF ODYNE SYSTEMS, LLC.  
 REPRODUCTION IN PART OR AS A WHOLE WITHOUT THE WRITTEN PERMISSION OF ODYNE IS PROHIBITED.

UNLESS OTHERWISE SPECIFIED REFERENCE DIMENSIONS SHOWN IN PARENTHESIS DIMENSIONS ARE IN INCHES	DRAWN	AJC	04/10/14
	CHECKED	AJC	05/27/14
ANGULAR	ENG APPR	AJC	5/27/2014
NOMINAL ± 1.0°	MFG APPR	AJC	05/27/14
± 0.125	QA APPR		
ONE PLACE DECIMAL ± 0.060			
TWO PLACE DECIMAL ± 0.030			
THREE PLACE DECIMAL ± 0.010			
MATERIAL	INTERPRET GEOMETRIC TOLERANCE PER ASME Y14.5M-1994		
FINISH			



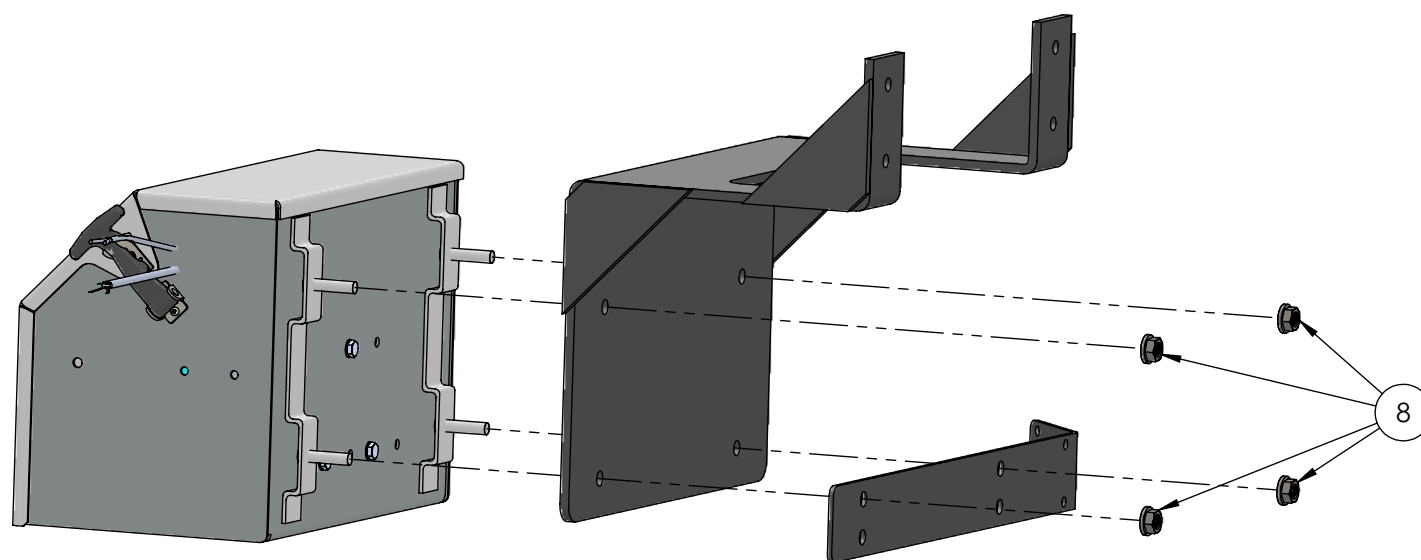
SUB-ASSY,HEATER,PIE WAGON  
 PIE WAGON HEATER ASSY

SIZE	PART NUMBER	REV
B	70264	02
SCALE 1:6	DO NOT SCALE DRAWING	SHEET 1 OF 2

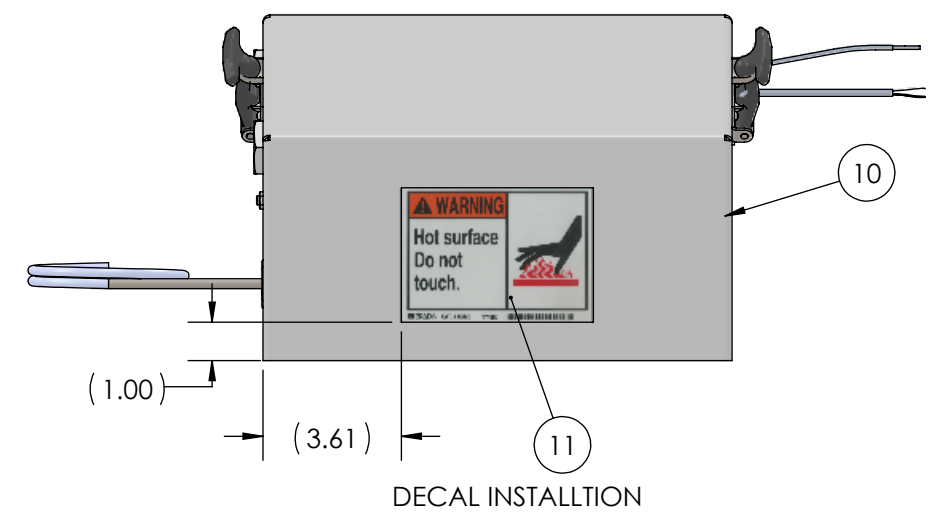
8 7 6 5 4 3 2 1

REV	REVISION	DRAWN BY	APPROVAL	DATE
02	DELETED PART #40098 & ADDED 40275	AJC	AJC	05/27/14

ITEM	PART NUMBER	REV	DESCRIPTION	DESCRIPTION 2	Qty
10	10063		KIT,HEATER,EXT FUEL PUMP		1
11	60006		LABEL, WARNING HOT SURFACE	HOT SURFACE DO NOT TOUCH	1



TORQUE VALUE 33 FT-LB  
APPLY BLUE LOCTITE TO BOLT THREADS



ITEM	PART NUMBER	REV	DESCRIPTION	DESCRIPTION 2	Qty
6	40199	03	BRACKET,HEATER EXHAUST SUPPRT	HEATER EXHAUST SUPPORT	1
7	10063		KIT,HEATER,EXT FUEL PUMP		1
8	30129		NUT,FLANGE,3/8-16	ZPS,GRADE 8	4
9	40275	01	BRACKET,HEATER ASSY,W/ CUTOUT	INSIDE FRAME RAIL MOUNT,G2V2	1

BRACKET ASSEMBLY

<small>PROPRIETARY AND CONFIDENTIAL THE INFORMATION CONTAINED IN THIS DRAWING IS THE SOLE PROPERTY OF ODYNE SYSTEMS,LLC REPRODUCTION IN PART OR AS A WHOLE WITHOUT THE WRITTEN PERMISSION OF ODYNE IS PROHIBITED</small>			
<small>UNLESS OTHERWISE SPECIFIED REFERENCE DIMENSIONS SHOWN IN PARENTHESIS DIMENSIONS ARE IN INCHES</small>	<small>DRAWN</small> AJC 04/10/14 <small>CHECKED</small> AJC 05/27/14 <small>ENG APPR</small> AJC 5/27/2014 <small>MFG APPR</small> AJC 05/27/14 <small>QA APPR</small>	<small>INTERPRET GEOMETRIC TOLERANCE PER ASME Y14.5M-1994</small>	
<small>ANGULAR</small> ± 1.0° <small>NOMINAL</small> ± 0.125 <small>ONE PLACE DECIMAL</small> ± 0.060 <small>TWO PLACE DECIMAL</small> ± 0.030 <small>THREE PLACE DECIMAL</small> ± 0.010			
<small>MATERIAL</small> <small>FINISH</small>	<small>SCALE 1:5</small>		



SUB-ASSY,HEATER,PIE WAGON  
PIE WAGON HEATER ASSY

SIZE B	PART NUMBER 70264	REV 02
DO NOT SCALE DRAWING		
SHEET 2 OF 2		