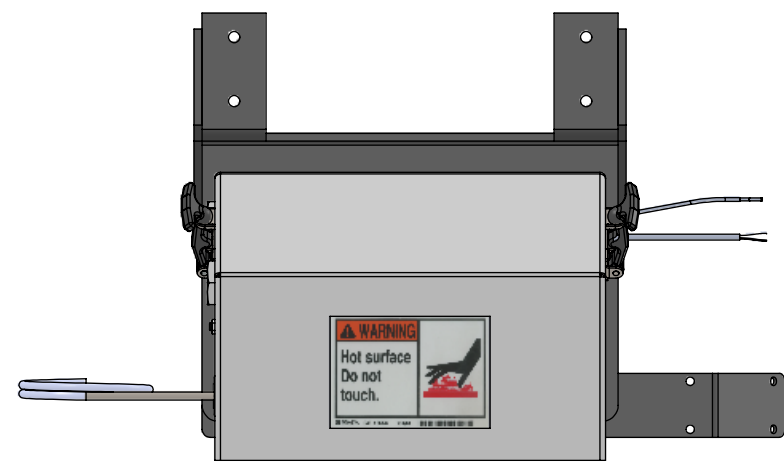
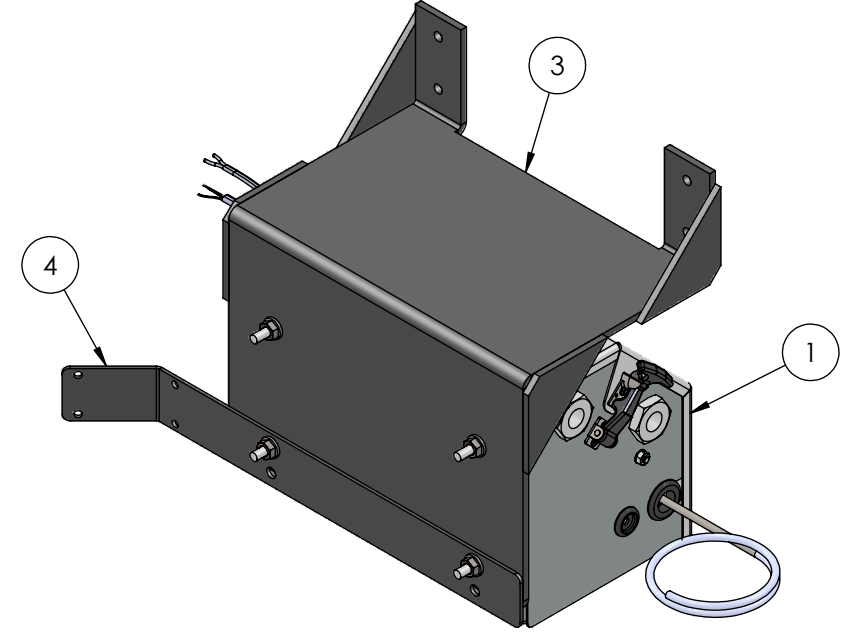
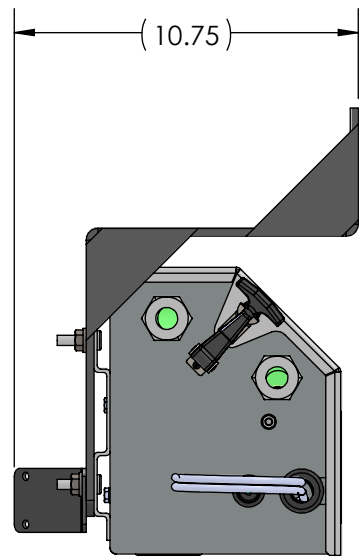
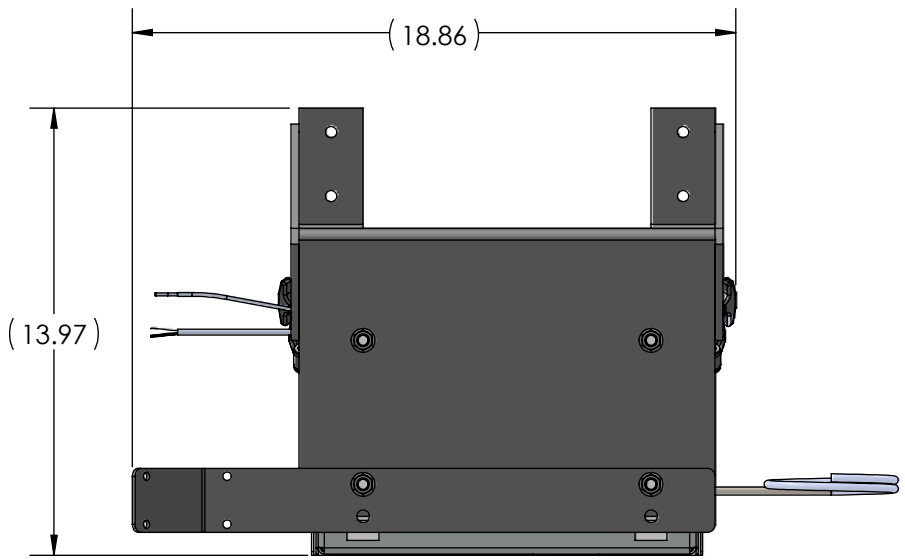
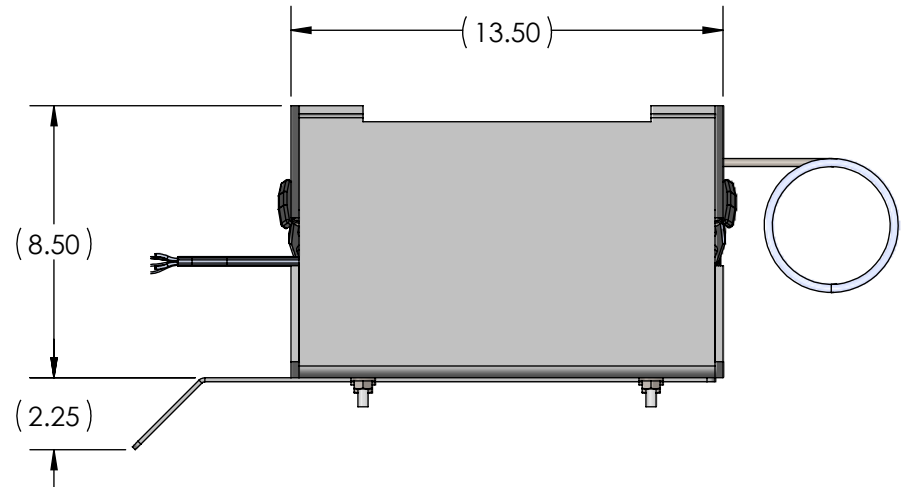


REV	REVISION	DRAWN BY	APPROVAL	DATE
01	INITIAL MANUFACTURING RELEASE	AJC	AJC	04/01/14

ITEM	PART NUMBER	REV	DESCRIPTION	DESCRIPTION 2	Qty
1	10063		KIT,HEATER,EXT FUEL PUMP		1
2	30129		NUT,FLANGE,3/8-16	ZPS,GRADE 8	4
3	40098	03	BRACKET,HEATER,INSIDE FRAME	INSIDE FRAME RAIL MOUNT	1
4	40199	03	BRACKET,HEATER EXHAUST SUPPRT	HEATER EXHAUST SUPPORT	1
5	60006		LABEL, WARNING HOT SURFACE	HOT SURFACE DO NOT TOUCH	1



PROPRIETARY AND CONFIDENTIAL
 THE INFORMATION CONTAINED IN THIS DRAWING IS THE SOLE PROPERTY OF ODYNE SYSTEMS LLC.
 REPRODUCTION IN PART OR AS A WHOLE WITHOUT THE WRITTEN PERMISSION OF ODYNE IS PROHIBITED.

UNLESS OTHERWISE SPECIFIED REFERENCE DIMENSIONS SHOWN IN PARENTHESIS DIMENSIONS ARE IN INCHES	DRAWN	AJC	04/01/14
	CHECKED	AJC	04/01/14
ANGULAR ± 1.0°	ENG APPR	AJC	4/1/2014
NOMINAL ± 0.125	MFG APPR	AJC	04/01/14
ONE PLACE DECIMAL ± 0.060	QA APPR		
TWO PLACE DECIMAL ± 0.030			
THREE PLACE DECIMAL ± 0.010			

MATERIAL: _____
 FINISH: _____

INTERPRET GEOMETRIC TOLERANCE PER
 ASME Y14.5M-1994

ODYNE
 www.odyne.com

**SUB ASSY,HEATER,INSIDE FRAME
 INSIDE FRAME RAIL MOUNT**

SIZE B	PART NUMBER 70193	REV 01
SCALE 1:6	DO NOT SCALE DRAWING	SHEET 1 OF 2

REV	REVISION	DRAWN BY	APPROVAL	DATE
01	INITIAL MANUFACTURING RELEASE	AJC	AJC	04/01/14

D

D

C

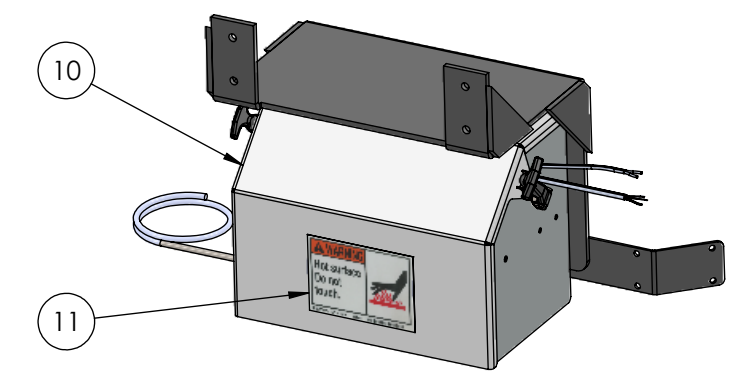
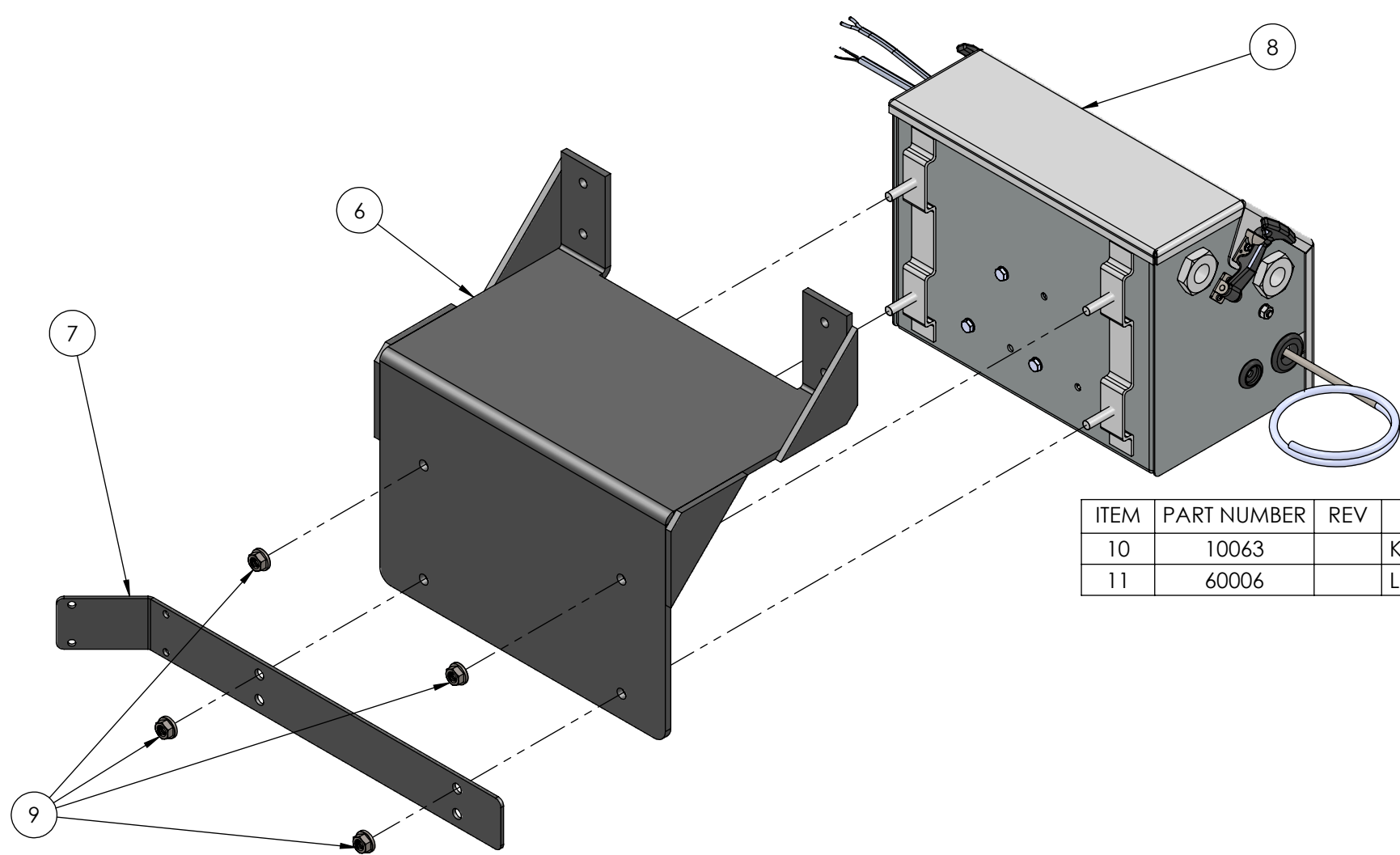
C

B

B

A

A



ITEM	PART NUMBER	REV	DESCRIPTION	DESCRIPTION 2	Qty
10	10063		KIT,HEATER,EXT FUEL PUMP		1
11	60006		LABEL, WARNING HOT SURFACE	HOT SURFACE DO NOT TOUCH	1

DECAL INSTALLATION

TORQUE VALUE	33 FT-LB
APPLY BLUE LOCTITE TO BOLT THREADS	

ITEM	PART NUMBER	REV	DESCRIPTION	DESCRIPTION 2	Qty
6	40098	03	BRACKET,HEATER,INSIDE FRAME	INSIDE FRAME RAIL MOUNT	1
7	40199	03	BRACKET,HEATER EXHAUST SUPPRT	HEATER EXHAUST SUPPORT	1
8	10063		KIT,HEATER,EXT FUEL PUMP		1
9	30129		NUT,FLANGE,3/8-16	ZPS,GRADE 8	4

BRACKET HEATER INSTALLATION

PROPRIETARY AND CONFIDENTIAL
 THE INFORMATION CONTAINED IN THIS DRAWING IS THE SOLE PROPERTY OF ODYNE SYSTEMS, LLC.
 REPRODUCTION IN PART OR AS A WHOLE WITHOUT THE WRITTEN PERMISSION OF ODYNE IS PROHIBITED.

UNLESS OTHERWISE SPECIFIED REFERENCE DIMENSIONS SHOWN IN PARENTHESIS DIMENSIONS ARE IN INCHES	DRAWN	AJC	04/01/14
ANGULAR ± 1.0°	CHECKED	AJC	04/01/14
NOMINAL ± 0.125	ENG APPR	AJC	4/1/2014
ONE PLACE DECIMAL ± 0.060	MFG APPR	AJC	04/01/14
TWO PLACE DECIMAL ± 0.030	QA APPR		
THREE PLACE DECIMAL ± 0.010			

MATERIAL: INTERPRET GEOMETRIC TOLERANCE PER ASME Y14.5M-1994

FINISH:



SUB ASSY,HEATER,INSIDE FRAME
INSIDE FRAME RAIL MOUNT

SIZE	PART NUMBER	REV
B	70193	01
SCALE 1:5	DO NOT SCALE DRAWING	SHEET 2 OF 2